

# RWS ROOF AND WALL SCANNER



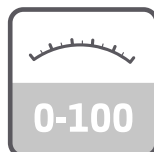
The Tramex Roof and Wall Scanner is an instant, precise, multi-mode, non-destructive impedance scanner for evaluating moisture conditions in Roofing (non-conductive single ply; built-up; modified & spray foam systems, as per ASTM D7954), EIFS, foam insulation systems & other building envelope applications. The RWS Multi-mode function allows for depth penetration and sensitivity selection and can help trace leaks and pin-point their source, which makes it a very beneficial moisture detector for walls and roofs.



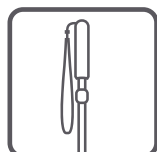
Product Order Code: RWS

RWS-US 11/22 REV.1.0

## FEATURES



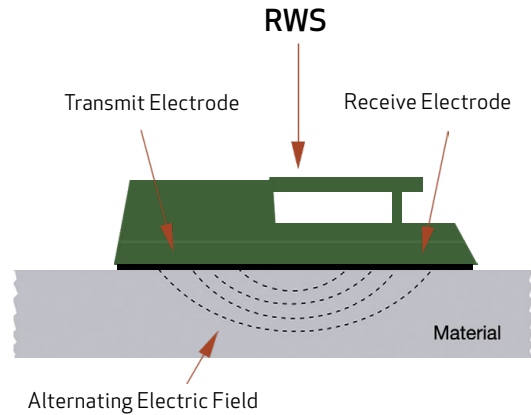
COMPARATIVE  
READING RANGE



EXTENSION HANDLE  
(optional)

# HOW IT WORKS

The Roof & Wall Scanner detects and evaluates the moisture conditions within roofing and wall systems by non-destructively measuring the electrical impedance. A low frequency electronic signal is transmitted into the material under test via the electrodes in the base of the instrument. The strength of this signal varies in proportion to the amount of moisture in the material under test. The Roof & Wall Scanner determines the strength of the current and converts this to a comparative moisture content value, displaying it on a large clear analog dial.




# OPERATING PROCEDURE

Moisture detection testing can be done at the time of installation, as part of an ongoing maintenance program, or prior to reparation of damaged roofing and wall systems.

The RWS is a handheld, hardwearing instrument with dual operating modes for roofing and EIFS/Foam insulation systems, each with two ranges of signal penetration.

Having calibrated the RWS on a known acceptably dry area, the RWS gives instant readings for the moisture survey.



# SPECIFICATIONS

|               |   |
|---------------|---|
| Size:         | 4.9" x 10.8" x 2.9" (125mm x 275mm x 75mm)                      |
| Weight:       | 1.88lbs (853g)  |
| Construction: | ABS Body  |
| Power:        | 9 volt PP3 Battery (included)                                   |
| Display:      | Analog  |
| Accessories:  | Leather carry case.<br>Telescopic handle for use on roofs only. |

# MEASURING RANGE

|                             |   |
|-----------------------------|---|
| Depth of penetration:       | 4" (100mm)  |
| Sensitivity - Four Ranges : | <ul style="list-style-type: none"><li>• Roofing Mode with High and Low sensitivity.</li><li>• EIFS / Foam Roof Insulation Mode with High and Low sensitivity.</li></ul> |
| Limitations:                | Some EPDM, Butyl rubber roofing and other conductive roofing. Hard Coat Stucco, wire lath or wire mesh reinforced finishes.   |

